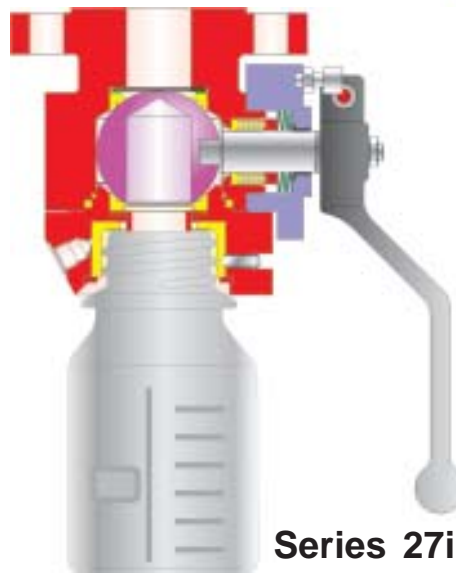



General Outline of Sampling Valves with a discontinuous sample



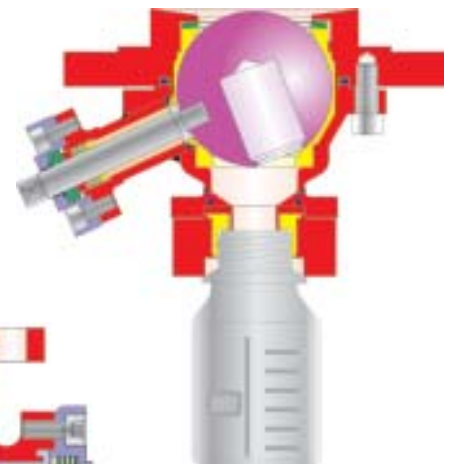
Series 27a



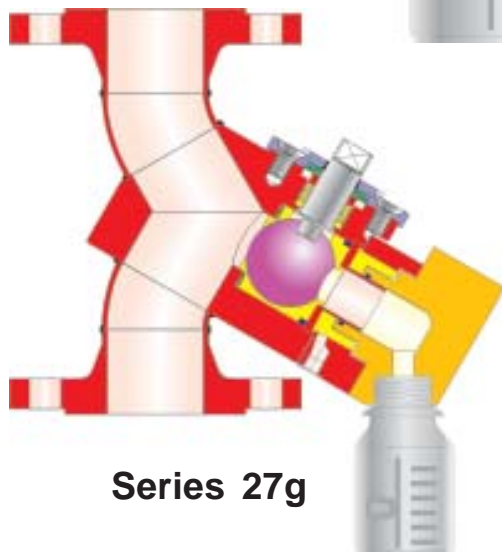
Series 27i



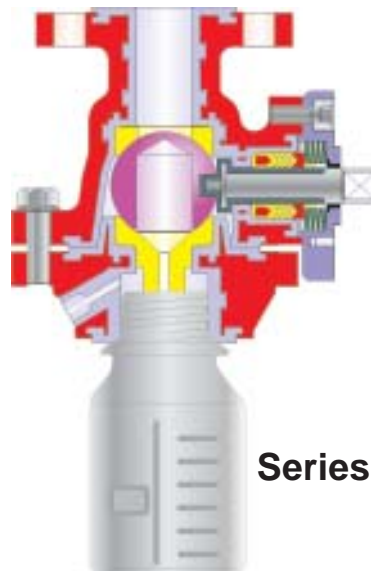
Series 27d



Series 27h

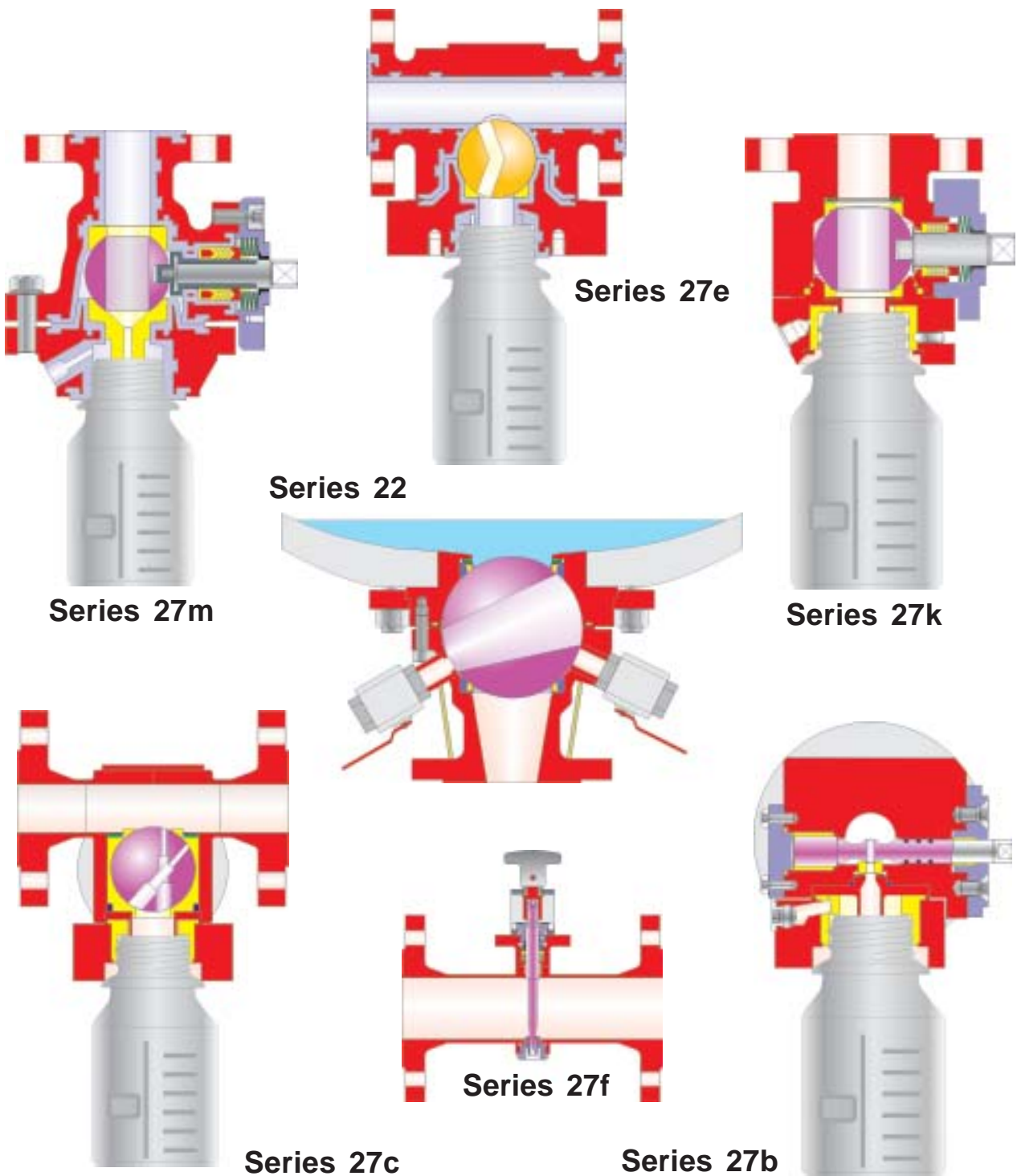


Series 27g




Series 27l

General Outline of Sampling Valves with a continuous sample



Characteristic of the discontinuous sample



- unpressurized sample for liquid products and also suitable for **vacuum** samples,
- representative sampling by direct assembly in the pipeline,
- no fore and no after runnings,
- no overflow, because the sample volume is determined per switching function,
- easy operation,
- pocket free seat rings for a sample without dead range,
- no direct connection to the atmosphere when the sample is taken.

Sampling Valves

The following versions can be supplied

- | | | | |
|---------------------|---|---------------------|---|
| • Series 27a | Sampling valve (discontinuous) in stainless steel (TB 27a_EN) | • Series 27h | Drain ball valve (discontinuous) in stainless steel (TB 27h_EN) |
| • Series 27b | Sampling valve (continuous) in stainless steel (TB 27b_EN) | • Series 27i | Sampling valve (discontinuous) in stainless steel (TB 27i_EN) |
| • Series 27c | Sampling valve (continuous) in stainless steel (TB 27c_EN) | • Series 27k | Sampling valve (continuous) in stainless steel (TB 27k_EN) |
| • Series 27d | Sampling valve (discontinuous) with PFA-lining (TB 27d_EN) | • Series 27l | Sampling valve (discontinuous) with PFA-lining (TB 27l_EN) |
| • Series 27e | Sampling valve (continuous) with PFA-lining (TB 27e_EN) | • Series 27m | Sampling valve (continuous) with PFA-lining (TB 27m_EN) |
| • Series 27f | Sampling valve (continuous) in stainless steel (TB 27f_EN) | • Series 22a | Drain ball valve with sample in stainless steel (TB 27h_EN) |
| • Series 27g | Sampling valve (discontinuous) in stainless steel (TB 27g_EN) | | |

for details see respective data sheet

Modular Construction

connection of
sample bottle



Thread GL45



Thread GL32



bayonet locking



flange

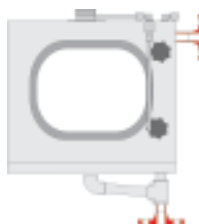
protection box



standard



extra wide




special tubing



support for bottle

operation



actuator

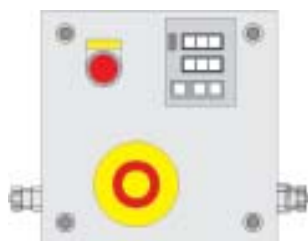


handlever

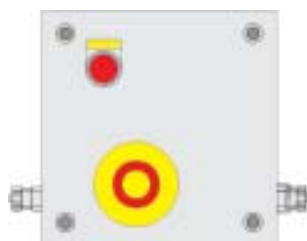


dead man's handle


automatization



for number of cuts



for ON / OFF adjustment



for time setting

For your special requirements please contact our technical sales department

Pfeiffer Chemie-Armaturenbau GmbH

Hooghe Weg 41 • 47906 Kempen • Germany

Phone: +49 2152 / 2005 - 0 • Fax: +49 2152 / 1580

E-Mail: vertrieb@pfeiffer-armaturen.com • Internet: www.pfeiffer-armaturen.com

Values subject to change